

PRADEEP®



COOKWARE



BUFFET WARE



BEVERAGE EQUIPMENT



FOOD STORAGE & TRANSPORT



PLANTERS

PRADEEP STAINLESS INDIA PVT LTD

Since its foundation in 1979, Pradeep Stainless India has evolved from a small business venture into one of the country's leading manufacturer and exporter of stainless steel products with a global footprint that spans more than 10 countries. Over 35 years of excellence, innovation, and expertise combined with the latest technological advancements have made us the most trusted name in the business.

The Legacy

Our manufacturing unit was first set up in 1978. In 2001, we shifted our facility to the Madras Export Processing Zone, a special economic zone (SEZ) in Chennai established in 1984. Spread across 16000 sq. metres, our factory stepped up its production of export quality stainless steel utensils, kitchenware, tableware, catering wares, petwares and planters. Our products were exported to USA and Saudi Arabia and gradually, they were in high demand in the entire Middle-East and Africa. In addition to these countries, today, we have an extensive presence in the Indian continent and Europe. Many of our electrical products have earned international certifications. We have state-of-the-art manufacturing and export infrastructure that's operated by more than 800 skilled and unskilled employees. The entire process from design to production and packaging is deftly conducted within our own factory campus. We also have a special R&D and in-house design cell where our product designs are conceptualised, created, and tested by qualified design and development engineers.

The Legacy Continues

*To develop and market top-grade, value for money products with a keen eye on new trends and technologies has always been the core objective of our company. Therefore, we strive to constantly innovate our product offerings, besides maintaining our well-established range of stainless steel products for food and beverage preparation, storage, and serving. The legacy of **Pradeep Stainless India** is now being carried forward by a team that's endowed with excellent academic and professional achievements under the ever-inspiring guidance of **Mr. B. Ramesh Chand**, the Chairman of the company. Pradeep Stainless India is being steered to greater heights through their dedicated efforts and teamwork.*

UNIT - 1



Cookware

A fusion of elegant design and innovation is at the heart of our excellent range of stainless steel cookware which includes saucepans, frying pans (with and without non-stick coating), and stockpots. Each meticulously-built piece features a special multi-layer construction, where 5mm aluminium core is encapsulated between a top and bottom layer made of finest quality stainless steel in satin or mirror finish. This ensures even heat distribution and retention for superb cooking results. The collection is perfect for use on all heat sources including induction and offers sizes that range from home use to large-scale commercial kitchens.



FEATURES

Heavy Duty 3-ply Encapsulated Construction



Stainless Steel 304
Aluminium - 5 mm
Stainless Steel 430

Mirror / Satin Finish



Heavy Duty Handle



Folded Edges



Non-Stick Fry Pan Riveted Handles



Ceramic



Electric



Induction



Gas



Halogen



Dishwasher

Notes:



Casserole Low / Cook Pot Low



Casserole Medium / Cook Pot Medium



ITEM NO	Capacity (Lt)	Dia(mm)	Height(mm)	Thickness (mm)	Pcs/Ctn	CBM
7229L/24	3.5	240	80	0.8 / 5 / 0.8	1	0.008
7229L/28	5.0	280	80	0.8 / 5 / 0.8	1	0.011
7229L/32	6.0	320	80	0.8 / 5 / 0.8	1	0.014
7229L/36	8.0	360	80	0.8 / 5 / 0.8	1	0.017
7229L/40	10.0	400	80	0.9 / 5 / 0.8	1	0.021
7229L/45	16.0	450	100	1.0 / 5 / 0.8	1	0.030
7229L/50	20.0	500	100	1.0 / 5 / 0.8	1	0.036

ITEM NO	Capacity (Lt)	Dia(mm)	Height(mm)	Thickness (mm)	Pcs/Ctn	CBM
7229M/20	3.5	200	120	0.7 / 5 / 0.7	6	0.065
7229M/22	4.5	220	130	0.7 / 5 / 0.7	6	0.082
7229M/24	6.0	240	140	0.7 / 5 / 0.7	6	0.087
7229M/26	7.5	260	150	0.7 / 5 / 0.7	6	0.107
7229M/28	10.0	280	150	0.8 / 5 / 0.8	1	0.018
7229M/32	15.0	320	180	0.8 / 5 / 0.8	1	0.025
7229M/36	20.0	360	200	0.9 / 5 / 0.8	1	0.034
7229M/40	28.0	400	220	0.9 / 5 / 0.8	1	0.046
7229M/45	40.0	450	250	1.0 / 5 / 0.8	1	0.063
7229M/50	53.0	500	270	1.2 / 5 / 0.8	1	0.082
7229M/55*	71.0	550	300	1.2 / 5 / 0.8	1	0.106
7229M/60*	93.0	600	330	1.2 / 5 / 0.8	1	0.133

* Not recommended for induction

Casserole High / Cook Pot High



Stock Pot Cook Pot Full



ITEM NO	Capacity (Lt)	Dia(mm)	Height(mm)	Thickness (mm)	Pcs/Ctn	CBM	ITEM NO	Capacity (Lt)	Dia(mm)	Height(mm)	Thickness (mm)	Pcs/Ctn	CBM
7229H/28	13.0	280	210	0.8 / 5 / 0.8	1	0.024	7229S/20	6.0	200	200	0.7 / 5 / 0.7	1	0.014
7229H/32	20.0	320	240	0.8 / 5 / 0.8	1	0.033	7229S/22	8.5	220	220	0.7 / 5 / 0.7	1	0.017
7229H/36	28.0	360	270	0.9 / 5 / 0.8	1	0.044	7229S/24	10.0	240	240	0.7 / 5 / 0.7	1	0.021
7229H/40	38.0	400	300	0.9 / 5 / 0.8	1	0.062	7229S/26	14.0	260	260	0.7 / 5 / 0.7	1	0.025
7229H/45	56.0	450	340	1.0 / 5 / 0.8	1	0.087	7229S/28	17.0	280	280	0.8 / 5 / 0.8	1	0.030
7229H/50	75.0	500	380	1.2 / 5 / 0.8	1	0.114	7229S/32	26.0	320	320	0.8 / 5 / 0.8	1	0.043
7229H/55*	100.0	550	420	1.2 / 5 / 0.8	1	0.151	7229S/36	37.0	360	360	1.0 / 5 / 0.8	1	0.060
7229H/60*	130.0	600	460	1.2 / 5 / 0.8	1	0.191	7229S/40	50.0	400	400	1.0 / 5 / 0.8	1	0.080
							7229S/45	72.0	450	450	1.2 / 5 / 0.8	1	0.110
							7229S/50	98.0	500	500	1.2 / 5 / 0.8	1	0.148
							7229S/55*	130.0	550	550	1.2 / 5 / 0.8	1	0.194
							7229S/60*	170.0	600	600	1.2 / 5 / 0.8	1	0.248

* Not recommended for induction

*Casserole Medium/
Cook Pot Medium
with Lock*

*Casserole High/
Cook Pot High
with Lock*

Stock Pot Cook Pot Full - with Lock



Casserole Medium / Cook Pot Medium – with Lock

ITEM NO	Capacity (Lt)	Dia(mm)	Height(mm)	Thickness (mm)	Pcs/Ctn	CBM
7229M/L/36	20	360	200	0.9 / 5 / 0.8	1	0.039
7229M/L/40	28	400	220	0.9 / 5 / 0.8	1	0.046
7229M/L/45	40	450	250	1.0 / 5 / 0.8	1	0.063

Casserole High / Cook Pot High – with Lock

ITEM NO	Capacity (Lt)	Dia(mm)	Height(mm)	Thickness (mm)	Pcs/Ctn	CBM
7229H/L/36	28	360	270	0.9 / 5 / 0.8	1	0.044
7229H/L/40	38	400	300	0.9 / 5 / 0.8	1	0.062
7229H/L/45	56	450	340	1.0 / 5 / 0.8	1	0.087

ITEM NO	Capacity (Lt)	Dia(mm)	Height(mm)	Thickness (mm)	Pcs/Ctn	CBM
7229S/L/36	37	360	360	1.0 / 5 / 0.8	1	0.064
7229S/L/40	50	400	400	1.0 / 5 / 0.8	1	0.087
7229S/L/45	72	450	450	1.2 / 5 / 0.8	1	0.119

Cook Pot / Steamer



Strainer

Colander



ITEM NO	Capacity (Lt)	Dia(mm)	Height(mm)	Thickness (mm)	Dia(mm)	Height(mm)	ITEM NO	Capacity (Lt)	Dia(mm)	Height(mm)	Thickness (mm)	Pcs/Ctn	CBM
2815/12	10.0	280	150	STEAMER SIZE	280	120	7233/28	4.0	280	140	0.6	24	0.065
2815/17	10.0	280	150		280	170	7233/32	7.0	320	165	0.7	12	0.058
3218/12	15.0	320	180		320	120	7233/36	10.0	360	185	0.7	12	0.067
3218/15	15.0	320	180		320	150	7233/40	14.0	400	205	0.7	12	0.088
3218/19	15.0	320	180		320	190	7233/45	20.0	450	225	0.7	6	0.076
3620/12	20.0	360	200	STRAINER SIZE	360	120	7233/50	25.0	500	245	0.8	6	0.105
3620/17	20.0	360	200		360	170	7233/65	40.0	650	285	0.9	3	0.186
3620/22	20.0	360	200		360	220							
4022/12	28.0	400	220		400	120							
4022/20	28.0	400	220		400	200							

Frying Pan



**with Helper Handle*



Sauce Pan



ITEM NO	Capacity (Lt)	Dia(mm)	Height(mm)	Thickness (mm)	Pcs/Ctn	CBM	ITEM NO	Capacity (Lt)	Dia(mm)	Height(mm)	Thickness (mm)	Pcs/Ctn	CBM
7231/FP/20	1.250	200	40	0.8 / 5 / 0.8	12	0.076	7230/SP/16	1.900	160	95	0.8 / 5 / 0.8	6	0.048
7231/FP/22		220	40	0.8 / 5 / 0.8	6	0.049	7230/SP/20	3.300	200	105	0.8 / 5 / 0.8	6	0.073
7231/FP/24	2.000	240	45	0.8 / 5 / 0.8	6	0.053	7230/SP/24	5.000	240	110	0.8 / 5 / 0.8	4	0.063
7231/FP/26	2.500	260	50	0.8 / 5 / 0.8	5	0.054	7230/SP/26	7.500	260	150	0.7 / 5 / 0.7	1	0.025
7231/FP/28	3.000	280	50	0.8 / 5 / 0.8	5	0.061	7230/SP/28	10.000	280	150	0.8 / 5 / 0.8	1	0.028
7231/FP/30		300	50	0.8 / 5 / 0.8	5	0.078	7230/SP/32	15.000	320	180	0.8 / 5 / 0.8	1	0.039
7231/FP/32	3.750	320	55	0.8 / 5 / 0.8	5	0.081							
7231/FP/36*		360	55	1.0 / 5 / 0.8	5	0.109							

Frying Pan (Non - Stick Coated)



**with Helper Handle*



Conical Pan



ITEM NO	Capacity (Lt)	Dia(mm)	Height(mm)	Thickness (mm)	Pcs/Ctn	CBM	ITEM NO	Capacity (Lt)	Dia(mm)	Height(mm)	Thickness (mm)	Pcs/Ctn	CBM
7232/FP/20	1.250	200	40	0.8 / 5 / 0.8	12	0.076	7230/CP/16	1.000	160	60	0.8 / 5 / 0.8	6	0.032
7232/FP/22		220	40	0.8 / 5 / 0.8	6	0.049	7230/CP/20	1.750	200	65	0.8 / 5 / 0.8	6	0.047
7232/FP/24	2.000	240	45	0.8 / 5 / 0.8	6	0.053	7230/CP/24	3.000	240	75	0.8 / 5 / 0.8	6	0.068
7232/FP/26	2.500	260	50	0.8 / 5 / 0.8	5	0.053							
7232/FP/28	3.000	280	50	0.8 / 5 / 0.8	5	0.061							
7232/FP/30		300	50	0.8 / 5 / 0.8	5	0.078							
7232/FP/32	3.750	320	55	0.8 / 5 / 0.8	5	0.081							
7232/FP/36*		360	55	1.0 / 5 / 0.8	5	0.109							

Electric Deep Fryer Double Pan



Electric Deep Fryer Single Pan



ITEM NO	LxWxH(mm)	Oil Volume @Max(Lt)	Pan Capacity(Lt)	Pcs/Ctn	CBM
111401	420x545x310	2 x 5	2 x 8	1	0.151
111403	420x545x360	2 x 8	2 x 11	1	0.173
111405	420x397x310	2 x 3	2 x 5	1	0.117

ITEM NO	LxWxH(mm)	Oil Volume @Max(Lt)	Pan Capacity(Lt)	Pcs/Ctn	CBM
111400	420x273x310	5	8	1	0.082
111402	420x273x360	8	11	1	0.089
111404	420x184x310	3	5	1	0.061



PRADDEEP[®]

www.pradeepstainless.com

Electrical Steamer



Item No	Capacity (Lt)	Pcs/Ctn	CBM
220305	4.00	4	0.139
220306	10.00	2	0.177
220307	12.00	2	0.177

Buffet Ware

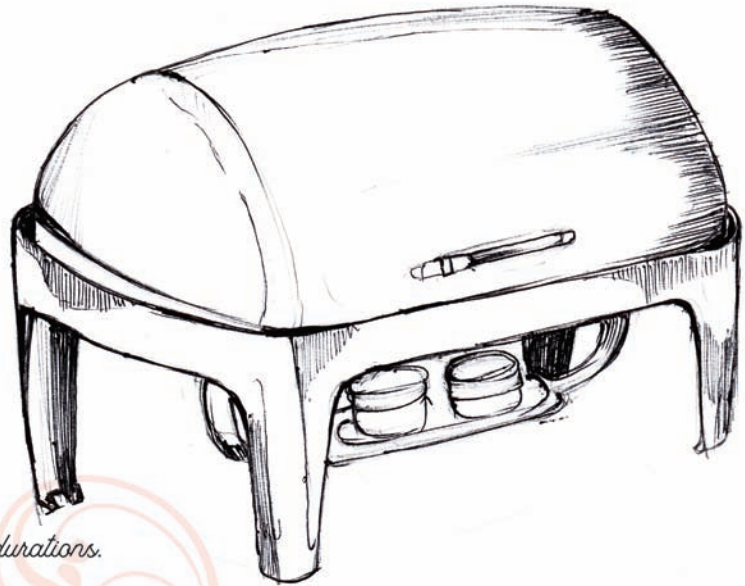
Take your food display and presentation to a whole new level with our collection of premium buffet ware.

The range includes mirror finished chafing dishes, beverage dispensers, and soup kettles that come in a variety of shapes, sizes, and designs.

Our chafing dishes and soup kettles are ideal for parties, catering events, and restaurants where large portions of food need to be presented and kept warm for longer durations.

The beverage dispensers are perfect for storing and pouring out large volumes of hot or cold beverage at big-scale dining setups.

Ergonomic design ensures our buffet ware is easy to handle and clean, while their durable finish offers a long-lasting appeal.



Full Roll Top



Full Roll Top



ITEM NO	PAN SIZE	LxWxH (MM)*	PCS/CTN	CBM
---------	----------	-------------	---------	-----

231001	FULL	565x690x450	1	0.117
231002	1/2	565x690x450	1	0.117
231003	1/3	565x690x450	1	0.117

Leg Type: Stainless steel

ITEM NO	DESCRIPTION	LxWxH (MM)*	PCS/CTN	CBM
---------	-------------	-------------	---------	-----

231004	FULL	565x690x450	1	0.117
231005	1/2	565x690x450	1	0.117
231006	1/3	565x690x450	1	0.117

Leg Type: Casting

* Dimensions inclusive of side and lid handles

Soft Roll Top



Semi Roll Top



ITEM NO	PAN SIZE	LxWxH (MM)*	PCS/CTN	CBM
---------	----------	-------------	---------	-----

251010	FULL		1	
251011	1/2		1	
251012	1/3		1	

Leg Type: Casting

ITEM NO	DESCRIPTION	LxWxH (MM)*	PCS/CTN	CBM
---------	-------------	-------------	---------	-----

241004	FULL	395x640x430	1	0.117
241005	1/2	395x640x430	1	0.117
241006	1/3	395x640x430	1	0.117

Leg Type: Casting

* Dimensions inclusive of side and lid handles

Round Chaffer



Ellipse Chaffer



ITEM NO	CAPACITY (ML)	Dia x H (MM)	PCS/CTN	CBM	ITEM NO	CAPACITY (ML)	LxWxH (MM)*	PCS/CTN	CBM
211001	4000	330 x 250	4	0.124	211007	7000		1	
211002	5000	330 x 275	4	0.138					
211003	7500	390 x 280	4	0.204					
211004*	4000	330 x 250	4	0.124					
211005*	5000	330 x 275	4	0.138					
211006*	7500	390 x 280	4	0.204					

Leg Type: Stainless steel

Leg Type: Casting

* With Glass lid

Economy



Economy 1/2



ITEM NO	LEG TYPE	LxWxH (MM)*	PCS/CTN	CBM	ITEM NO	LEG TYPE	LxWxH (MM)*	PCS/CTN	CBM
221001	STAINLESS STEEL	600x460x340	1	0.063	221002	STAINLESS STEEL	600x460x340	1	0.063
221004	CASTING	600x460x340	1	0.063	221005	CASTING	600x460x340	1	0.063

Pan Size: Full

Pan Size: 1/2

* Dimensions inclusive of side and lid holder stand

Economy 1/2



Economy 1/3



ITEM NO	LEG TYPE	LxWxH (MM)*	PCS/CTN	CBM
---------	----------	-------------	---------	-----

261001	STAINLESS STEEL	600x460x340	1	0.063
--------	-----------------	-------------	---	-------

ITEM NO	LEG TYPE	LxWxH (MM)*	PCS/CTN	CBM
---------	----------	-------------	---------	-----

221003	STAINLESS STEEL	600x460x340	1	0.063
221006	CASTING	600x460x340	1	0.063

Pan Size: 1/2

Pan Size: 1/3

* Dimensions inclusive of side and lid holder stand

Milk Can



*Hot/Cold Dispenser
(with Fuel stand)*



ITEM NO	CAPACITY (LT)	PCS/CTN	CBM
9227M/3*	3.00	6	0.054
9227M/5*	5.00	6	0.075
9227M/10*	10.00	1	0.200

ITEM NO	Capacity (Lt)	Pcs/Ctn	CBM
9227HC/5	5.00	6	0.138

**Also available without tap*

*Hot/Cold Dispenser
(with Heater plate)*



Cold Dispenser



ITEM NO	Capacity (Lt)	Pcs/Ctn	CBM	ITEM NO	Capacity (Lt)	Pcs/Ctn	CBM
111802	5.00	4	0.157	9227C/5	5.00	4	0.193

Liquid Warmer Plate



Soup Urn



ITEM NO	DESCRIPTION	Pcs/Ctn	CBM	ITEM NO	Capacity (Lt)	Pcs/Ctn	CBM
111609	DOUBLE	6	0.090	111702	7.00	1	0.043
111610	SINGLE	10	0.045				

Notes:





iBrew[®]

Freshly made. Homely taste.

www.pradeepibrew.com

Beverage Equipment

Our range of coffee and chai brewers are designed to offer the rich and authentic taste of South Indian filter coffee and karak chai with a simple press of a button!


Available in of manual/auto fill with manual/automatic dispensing varieties, our coffee machines allow to brew and dispense up to 120 cups of freshly brewed coffee in just one brew cycle.

Consequent brew cycles can continue without any interruption in dispensing.

Some models can also dispense hot water and milk separately.

Made from the finest, food-grade stainless steel our range of brewers and dispensers are ideal for homes, commercial kitchens, restaurants, bars, cafeterias, canteens, pantries, banquet halls and all kinds of catering services.

Explore our collection or contact us for more information....





iBrew[®]

Freshly made. Homely taste.

www.pradeepibrew.com

Hot Water Dispenser



Insulated Hot Water Dispenser



ITEM NO	CAPACITY (Gallon)	CAPACITY(LT)	PCS/CTN	CBM
111101	1	4.50	2	0.064
111102	2	9.00	2	0.086
111104	4	18.00	2	0.142
111106	6	27.00	2	0.175
111109	9	40.00	2	0.240

Fill Type: Manual
 Fill Temperature: Normal
 Dispensing Options: Water

ITEM NO	CAPACITY (Gallon)	CAPACITY(LT)	PCS/CTN	CBM
111201	1	4.50	1	0.031
111202	2	9.00	1	0.041
111204	4	18.00	1	0.068
111206	6	27.00	1	0.086
111209	9	40.00	1	0.129

Fill Type: Manual
 Fill Temperature: Normal
 Dispensing Options: Water
 Electricity Saver - PUF Insulation



iBrew®

Freshly made. Homely taste.

www.pradeepibrew.com

Hot Liquid Dispenser



Insulated Hot Liquid Dispenser



ITEM NO	CAPACITY (LT)	PCS/CTN	CBM
---------	---------------	---------	-----

111300	5.00	1	0.054
111312	12.00	1	0.083
111320	20.00	1	0.107
111330	30.00	1	0.131

Fill Type: Manual

Fill Temperature: Normal

Dispensing Options: Milk, Hot Water

ITEM NO	CAPACITY (LT)	PCS/CTN	CBM
---------	---------------	---------	-----

111600	5.00	1	0.062
111612	12.00	1	0.091
111620	20.00	1	0.113
111630	30.00	1	0.139
111601*	05.00	1	0.068
111605*	12.00	1	0.106

Fill Type: Manual

Fill Temperature: Normal

Dispensing Options: Milk, Hot Water

Electricity Saver - PUF Insulation

*Tea Brewer



iBrew[®]

Freshly made. Homely taste.

www.pradeepibrew.com

*Automatic Hot Water
Dispenser*



*Automatic Hot Liquid
Dispenser*



ITEM NO	CAPACITY (LT)	WxHxD (MM)	PCS/CTN	CBN	ITEM NO	CAPACITY (LT)	WxHxD (MM)	PCS/CTN	CBN
111550	10	188x520x550	1	0.100	111541	5	435x600x390	1	0.137
111551	20	217x645x575	1	0.122					

*Fill Type: Automatic
Fill Temperature: Normal
Dispensing Options: Water*

*Fill Type: Automatic
Fill Temperature: Normal
Dispensing Options: Milk, Hot Water*



*Tea Brewer
with Warmer Plate*



*Easy to Clean
Brewing Basket*

ITEM NO	CAPACITY (LT)	PCS/CTN	CBM
111505	3.00	6	0.118
111506	5.00	6	0.178

*Fill Type: Manual
Fill Temperature: Boiling Hot
Dispensing Options: Black Tea*

iBrew[®]

Freshly made. Homely taste.

www.pradeepibrew.com

Karak Chai Brewer



*Easy to Clean
Brewing Basket*

ITEM NO	CAPACITY (LT)	PCS/CTN	CBM
111301	5.00	1	0.058
111313	12.00	1	0.089

*Fill Type: Manual
Fill Temperature: Normal
Dispensing Options: Karak Chai, Hot Water*



*Karak Chai Brewer
(with Timer)*



*Karak Chai Brewer
with Automatic Dispensing*



ITEM NO	CAPACITY(LT)	WxHxD (MM)	PCS/CTN	CBM	ITEM NO	CAPACITY(LT)	WxHxD (MM)	PCS/CTN	CBM
111513	5	260x580x440	1	0.093	111512	5	525x720x450	1	0.248
111514	10	307x265x480	1	0.121					

*Fill Type: Manual
Fill Temperature: Normal
Dispensing Options: Karak Chai / Hot Water*

*Fill Type: Automatic
Fill Temperature: Normal
Dispensing Options: Karak Chai, Milk, Hot Water.*



Coffee Brewer with Warmer Plate



Insulated Coffee Brewer



ITEM NO	CAPACITY(LT)	PCS/CTN	CBM	ITEM NO	CAPACITY(LT)	PCS/CTN	CBM
111503	3.00	6	0.118	111509	3.00	1	0.146
111504	5.00	6	0.178				

Fill Type: Manual
Fill Temperature: Boiling Hot
Dispensing Options: Black Coffee

Fill Type: Manual
Fill Temperature: Boiling Hot
Dispensing Options: Black Coffee



Coffee Brewer



*Easy to Clean
 Brewing Basket*



*Easy to Clean
 Brewing Basket*

ITEM NO	CAPACITY (LT)	WxHxD (MM)	PCS/CTN	CBM
111539	2	200x480x425	1	0.095
111500	2	250x560x425	1	0.134
111502	1	202x420x365	1	0.057

Fill Type: Manual

Fill Temperature: Normal

Dispensing Options: Black Coffee



Coffee Brewer with Manual Dispensing



Easy to Clean
Brewing Basket

Coffee Brewer with Automatic Dispensing



Easy to Clean
Brewing Basket

ITEM NO	CAPACITY (LT)	WxHxD (MM)	PCS/CTN	CBM	ITEM NO	CAPACITY (LT)	WxHxD (MM)	PCS/CTN	CBM
111522	5	455x510x511	1		111523	5	525x708x450	1	0.284
					111521	12	600x702x500	1	0.160

Fill Type: Manual/Automatic

Fill Temperature: Normal

Dispensing Options: Coffee, Milk, Hot Water.

Fill Type: Automatic

Fill Temperature: Normal

Dispensing Options: Coffee, Milk, Hot Water



Black Tea & Coffee Brewer (Manual Fill)



ITEM NO	CAPACITY (LT)	WxHxD (MM)	PCS/CTN	CBN
111534	5	560x460x330	1	0.108

Fill Type: Automatic for Black Coffee/Manual for Black Tea

Fill Temperature: Normal

Dispensing Options: Black Coffee, Black Tea

Karak Chai & Coffee Brewer with Automatic Dispensing



Easy to Clean
Brewing Basket



ITEM NO	CAPACITY (LT)	WxHxD (MM)	PCS/CTN	CBN
111530	5	510x600x435	1	0.188
111603	3	237x394x372	1	0.058
111531	12	610x735x500	1	0.284
111608	7	237x465x370	1	0.069

Fill Type: Automatic for Coffee/Manual for Karak Chai

Fill Temperature: Normal

Dispensing Options: Coffee, Karak Chai, Milk, Hot Water



Samovar



Coffee Percolator



ITEM NO	CAPACITY(LT)	PCS/CTN	CBM
---------	--------------	---------	-----

111703	5.00	1	0.042
--------	------	---	-------

Fill Type: Manual
Fill Temperature: Normal
Dispensing Options: Tea , Water.

ITEM NO	CAPACITY(LT)		POWER(W)	PACKAGE	CBM
	Naminal	Actual			

111511	10	12	1650	1	0.064
--------	----	----	------	---	-------

Fill Type: Manual
Fill Temperature: Normal
Dispensing Options: Black Coffee



*Hot Liquid Dispenser
(Cookpot with Tap)*



Item No	Capacity (Lt)	Pcs/Ctn	CBM
9230/5	5.00	1	0.033
9230/10	10.00	1	0.060

Fill Type: Manual

Fill Temperature: Normal

Dispensing Options: Milk

Food Storage & Transport

Our excellent range of commercial food storage and transport products includes drums, canisters, and insulated carrying pots of various capacities to meet your low- or high-volume needs.

Made from 100% food-grade stainless steel, these products are built for heavy-duty use in commercial establishments.



Storage Drum



Honey Drum



Item No	Capacity (Lt)	Dia(mm)	Height(mm)	Pcs/Ctn	CBM
7215/30	30.00	300	450	1	0.047
7215/40	40.00	300	600	1	0.068
7215/50	50.00	350	530	1	0.076
7215/60	60.00	350	700	1	0.105
7215/70	70.00	400	600	1	0.107
7215/90	90.00	400	800	1	0.143
7215/100	100.00	450	660	1	0.149
7215/130	130.00	450	900	1	0.215

Food Grade rubber Gasket, Rigid Grip, Air tight Locks

Item No	Capacity (Lt)	Pcs/Ctn	CBM
7219/30	30	1	0.067
7219/50	50	1	0.085
7219/100	100	1	0.153
7219/200	200	1	0.319

*Heavy Duty Non - Drip Dispensing tap
Food Grade rubber Gasket, Rigid Grip, Air Tight Locks*

Double Wall URN



Insulated Carrying Pot



Item No	Capacity (Lt)	Pcs/Ctn	CBM
7217/6	6.00	1	0.033
7217/8	8.00	1	0.040
7217/12	12.00	1	0.044
7217/16	16.00	1	0.053
7217/20	20.00	1	0.063
7217/25	25.00	1	0.075
7217/30	30.00	1	0.085
7217/35	35.00	1	0.096

Item No	Capacity (Lt)	Pcs/Ctn	CBM
9232/5	5.00	1	0.024
9232/10	10.00	1	0.035
9232/20	20.00	1	0.058
9232/30	30.00	1	0.078
9232/40	40.00	1	0.101
9232/50	50.00	1	0.120

Wide Open - Easy to Clean - MUF Insulation

MUF Insulation

Notes:



Planters

Planter Our stainless steel planters are the ultimate choice in plant containers, perfect for use in homes, shopping malls, shop fronts, showrooms, restaurants, etc. Combining style with enduring strength and durability, our planters come in a variety of shapes and sizes. Plus, we also manufacture to-order and to your specifications. So, you can purchase planters in your desired sizes and designs, apart from the standard ones. Our collection of planters also includes table tops and vases



Classic Conica



Classic Crucible

Stainless Steel · Satin & Mirror



TOP DIA	HEIGHT	BOTTOM DIA
500	500	400
400	400	300



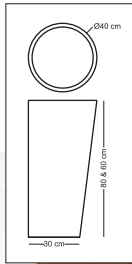
TOP DIA	HEIGHT	BOTT DIA
700	1500	500
500	800	350
400	800	300
400	600	300

Additional Sizes as per customers requirement

Conica

Stainless Steel - Satin & Mirror

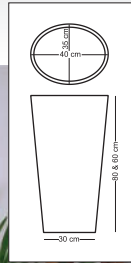
Slant



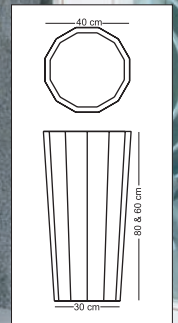
TOP DIA	BOTTOM DIA	HEIGHT
400	300	800
400	300	600

Additional Sizes as per customers requirement

Ellipse



Stripe

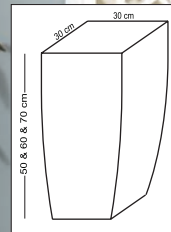
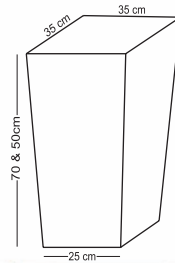


TOP DIA	BOTTOM DIA	HEIGHT
400	300	800
400	300	600

Additional Sizes as per customers requirement

Conica - Square

Stainless Steel



Cubica

Additional sizes as per customers requirement





DIA	HEIGHT
300 mm	900 mm
300 mm	750 mm
300 mm	600 mm

Finishes : Polished / Mirror & Satin / Brushed




Stainless Steel



Aluminium



Diameter mm	Height mm
180	180
220	180
300	300
350	350
400	400
450	450
500	450
550	500
600	500
790	450
790	600



Additional Sizes as per customers requirement



Classic Cylinders

Diameter mm	Height mm
180	180
220	180
300	300
350	350
400	400
450	450
500	450
550	500
600	500
790	450
790	600

Additional Designs as per customers requirement





Silberline...

Stainless Steel - Satin & Mirror Lines



Diameter mm	Height mm
180	180
220	180
300	300
350	350
400	400
450	450
500	450
550	500
600	500
790	450
790	600



Armour...



Diameter mm	Height mm
180	180
220	180
300	300
350	350
400	400
450	450
500	450
550	500
600	500
790	450
790	600



Golden Tulipa

Stainless Steel - Gold Plated



Diameter mm	Height mm
300	300
350	350
400	400
450	450
500	450
550	500
600	500
790	450
790	600




Goldline

Stainless Steel - Gold Plated



Diameter mm	Height mm
180	180
220	180
300	300
350	350
400	400
450	450
500	450
550	500
600	500
790	450
790	600

Rectangular



L	W	Ht
900	320	300
750	300	300
600	280	300



Shapes..

Stainless Steel
& Aluminium



L	W	Ht
400	400	400
500	500	500

Square



Tangle
300 x 600

Sizes as per customers requirement



Octagan



T100 X H300 X B150
T50 X H300 X B100

T150 X H300 X B100
T100 X H300 X B50

Pyramids



Belly Pot
D120 X H100

Table Tops & Vases

Bud Vases Pyramids Belly Pots Miniatures Table Bowls



Classic Bowls

Bowl Dia
850
650
550
450



Table Bowls

D315 X H145 X B125



Bud Vase

Notes:



Notes:



Notes:



PRADEEP STAINLESS INDIA PVT LTD

Welcome to *iBrew by Pradeep* India's first indigenously designed Indian Karak Chai and South Indian filter coffee brewing and dispensing machines made from the finest stainless steel and best-in-class electrical and electronic components.

A venture of Pradeep Stainless India Pvt. Ltd., the brand carries the same trust and dedication to quality that the name Pradeep is synonymous with for nearly four decades. Here's a glimpse into how the brand was born.

Inception Of The Brand

Pradeep Stainless India is a market leader in manufacturing and export of superior-grade stainless steel products with a global footprint in more than 10 countries.

With extensive experience of manufacturing coffee brewing machine components for many international companies, the company realised the potential of India's own favourite Karak Chai and South Indian filter Coffee through automated brewing and dispensing machines.

Thus was launched the brand *iBrew by Pradeep* under the ever-inspiring guidance of **Mr. S. Ramesh Chand**, the Chairman of the company.

Why Choose iBrew?

The brand's foundation has been laid on quality, innovation, and use of latest technology. Designed, manufactured and tested in the state-of-the-art ISO 9001-2008 facility at MEPZ-SEZ in Chennai, all *iBrew* products are built to provide consistent taste and quality of the beverage, while ensuring safety, ease of operation and maintenance of the machine. Qualities combined with innovative features make *iBrew* machines the perfect professional hot beverage solution. Striving to become world's leading manufacturer of traditional Indian Karak Chai and South Indian filter coffee machines, *iBrew by Pradeep* aims to deliver the real taste of Indian beverages to the world!





PRADEEP®

PRADEEP STAINLESS INDIA PVT LTD

Plot C3, B7 & D1, Phase II, MEPZ - Special Economic Zone, Tambaram, Chennai - 600 045, India.

www.pradeepstainless.com | www.pradeepibrew.com | info@pradeepstainless.com